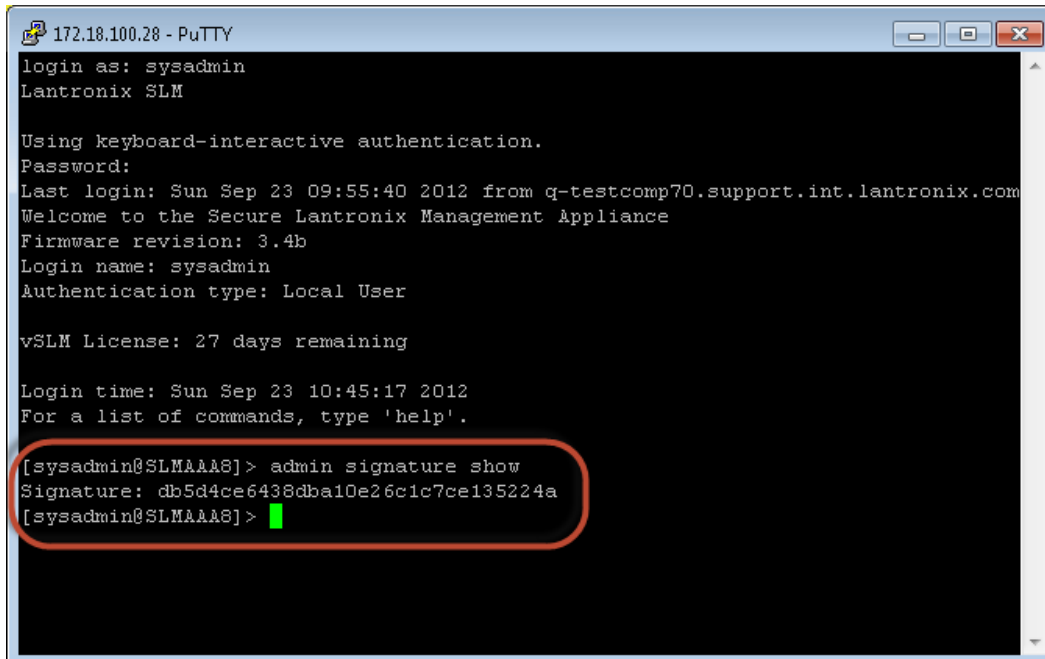


vSLM License Activation

1. Log into the command line interface of the vSLM as **sysadmin** by using SSH, or CLI login from the VMware console.
2. At the command prompt, issue command: **admin signature show**



```
172.18.100.28 - PuTTY
login as: sysadmin
Lantronix SLM

Using keyboard-interactive authentication.
Password:
Last login: Sun Sep 23 09:55:40 2012 from q-testcomp70.support.int.lantronix.com
Welcome to the Secure Lantronix Management Appliance
Firmware revision: 3.4b
Login name: sysadmin
Authentication type: Local User

vSLM License: 27 days remaining

Login time: Sun Sep 23 10:45:17 2012
For a list of commands, type 'help'.

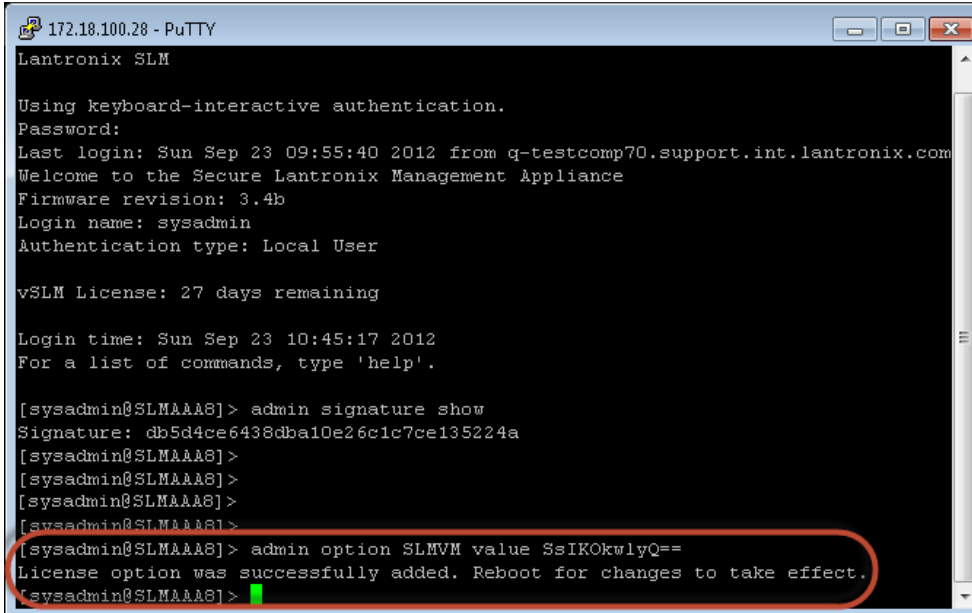
[sysadmin@SLM1118] > admin signature show
Signature: db5d4ce6438dba10e26c1c7ce135224a
[sysadmin@SLM1118] >
```

3. Copy the signature string, in this example it is **db5d4ce6438dba10e26c1c7ce135224a**
4. If you haven't done so already, contact Lantronix sales at **800-526-8766** to order a vSLM license, part number: **VSLM-01** and provide the signature string
5. After order processing is complete, Lantronix will send via email the license activation key
Example: VSLM license key: **SsIKOkwlyQ==**
6. After receiving the license activation key, log back into the vSLM

7. Issue the following command on the vSLM to activate the license:

admin option SLMVM value [INSERT KEY]

Example: **admin option SLMVM value SsIKOkwlyQ==**



```
172.18.100.28 - PuTTY
Lantronix SLM

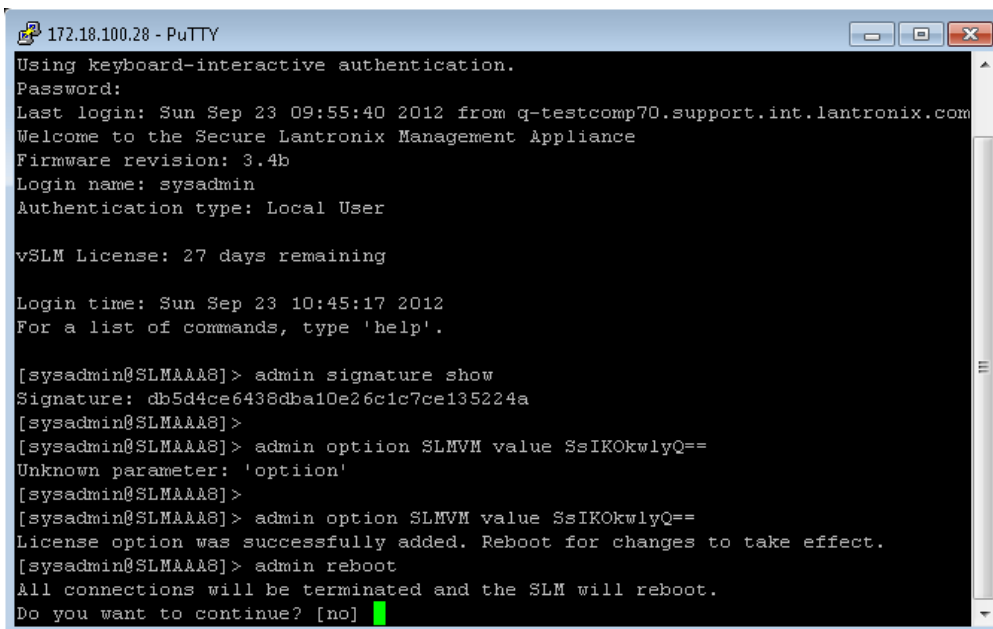
Using keyboard-interactive authentication.
Password:
Last login: Sun Sep 23 09:55:40 2012 from q-testcomp70.support.int.lantronix.com
Welcome to the Secure Lantronix Management Appliance
Firmware revision: 3.4b
Login name: sysadmin
Authentication type: Local User

vSLM License: 27 days remaining

Login time: Sun Sep 23 10:45:17 2012
For a list of commands, type 'help'.

[sysadmin@SLMAAAS]> admin signature show
Signature: db5d4ce6438dba10e26c1c7ce135224a
[sysadmin@SLMAAAS]>
[sysadmin@SLMAAAS]>
[sysadmin@SLMAAAS]>
[sysadmin@SLMAAAS]>
[sysadmin@SLMAAAS]>
[sysadmin@SLMAAAS]> admin option SLMVM value SsIKOkwlyQ==
License option was successfully added. Reboot for changes to take effect.
[sysadmin@SLMAAAS]>
```

8. Once the license activation key is successfully applied a confirmation message appears
“License option was successfully added. Reboot for changes to take effect.”
9. Reboot the vSLM with this command: **admin reboot**
10. Type **Yes** to continue



```
172.18.100.28 - PuTTY

Using keyboard-interactive authentication.
Password:
Last login: Sun Sep 23 09:55:40 2012 from q-testcomp70.support.int.lantronix.com
Welcome to the Secure Lantronix Management Appliance
Firmware revision: 3.4b
Login name: sysadmin
Authentication type: Local User

vSLM License: 27 days remaining

Login time: Sun Sep 23 10:45:17 2012
For a list of commands, type 'help'.

[sysadmin@SLMAAAS]> admin signature show
Signature: db5d4ce6438dba10e26c1c7ce135224a
[sysadmin@SLMAAAS]>
[sysadmin@SLMAAAS]> admin option SLMVM value SsIKOkwlyQ==
Unknown parameter: 'option'
[sysadmin@SLMAAAS]>
[sysadmin@SLMAAAS]> admin option SLMVM value SsIKOkwlyQ==
License option was successfully added. Reboot for changes to take effect.
[sysadmin@SLMAAAS]> admin reboot
All connections will be terminated and the SLM will reboot.
Do you want to continue? [no]
```

11. Congratulations! License activation is now complete.